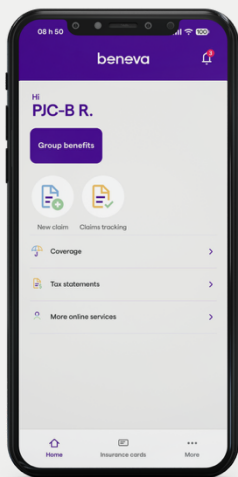
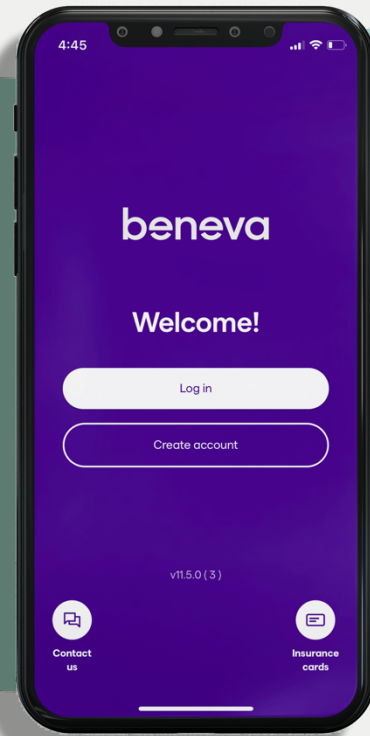


Welcome to the Beneva App

Download from the [Apple Store](#) or on [Google Play](#)



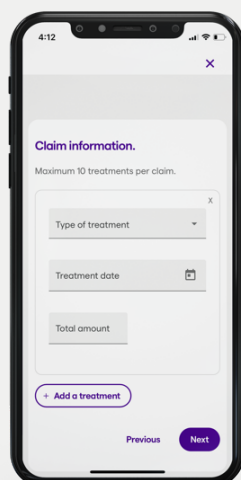
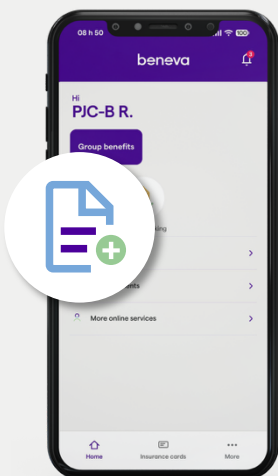
Welcome!

Get quick access to your insurance on the go. Just tap on the features you need.

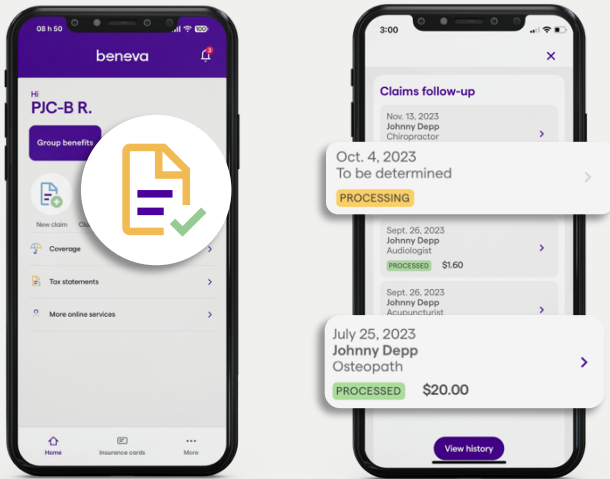


Submit claims anytime

1. Select **New claim** on your home page.
2. Answer the first 3 questions.
3. Select **who** this claim is for and verify your banking information.
4. Choose the **care category** and the type of service.
5. Look up your provider by phone number or scroll down to see recent health providers.
6. Complete the claim information.
7. Review your answers and confirm.
8. **Submit! That was easy!**

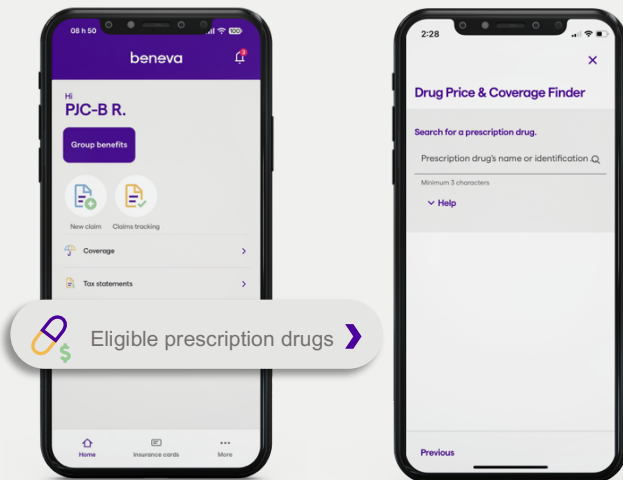


Keep an eye on status of your claims



1. Select **Claims tracking**.
2. Scroll down to go over your claim history
3. Check the **colour status** of the claim:
 - Green – processed
 - Yellow – processing

Get the best of your benefit plan



1. Slide to select **Eligible prescription drugs**.
2. Select the **participant** and enter the **drug name or number**.

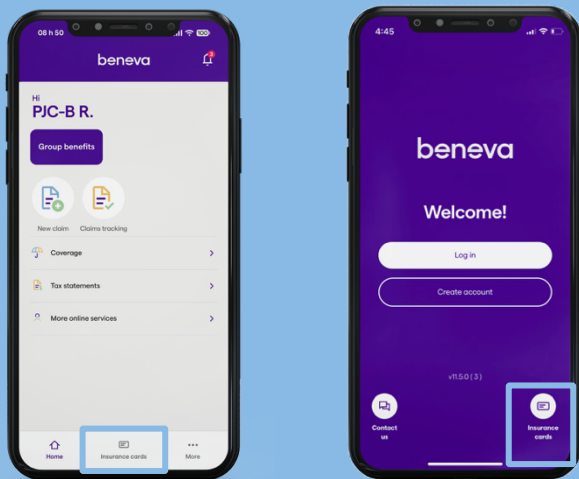
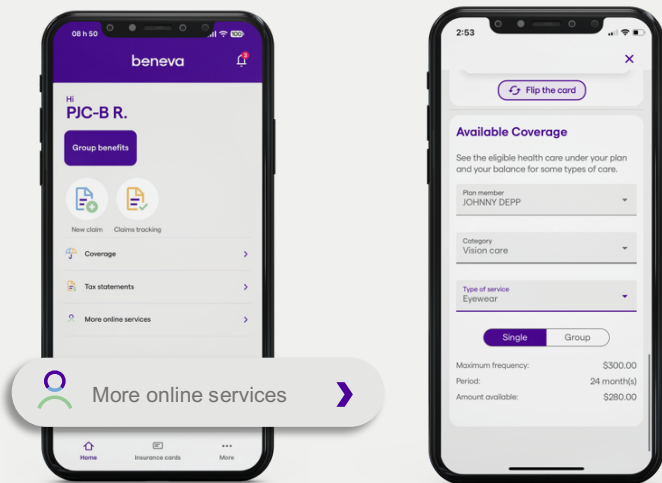
The tool will confirm your coverage for the specific drug.

Using your postal code, our Price Comparison tool will show you which pharmacy in your area has the best price for this drug.

Check if expenses are covered before reaching for your wallet

Always good to know your coverage

1. Select **More online service**.
2. Scroll down and select the **plan member** you want to verify the service for.
3. Choose a care category and the type of service.
4. The tool will give you the details of your coverage.



Quick access to your card!

Just tap the app to show your healthcare provider your card, no need to log in.

beneva