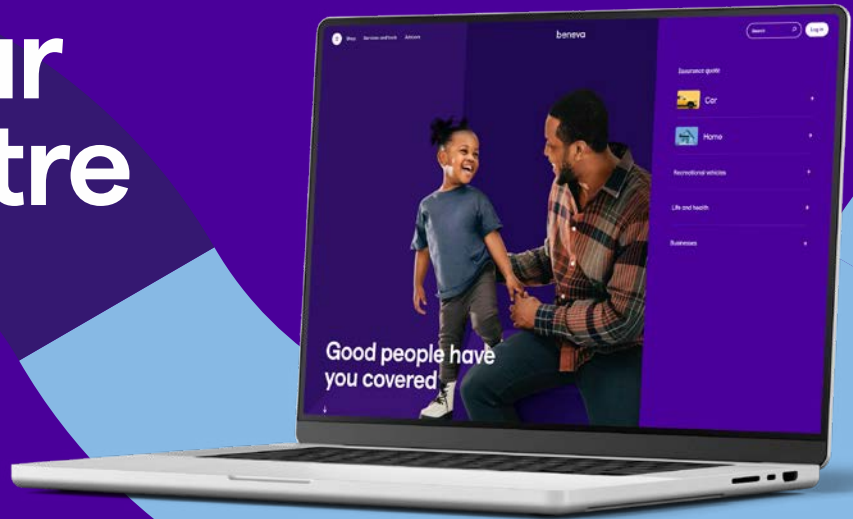


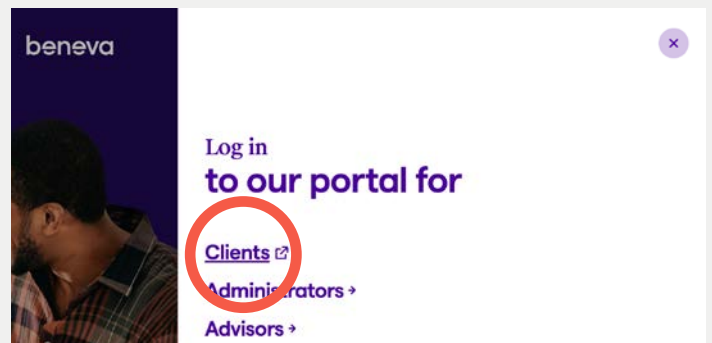
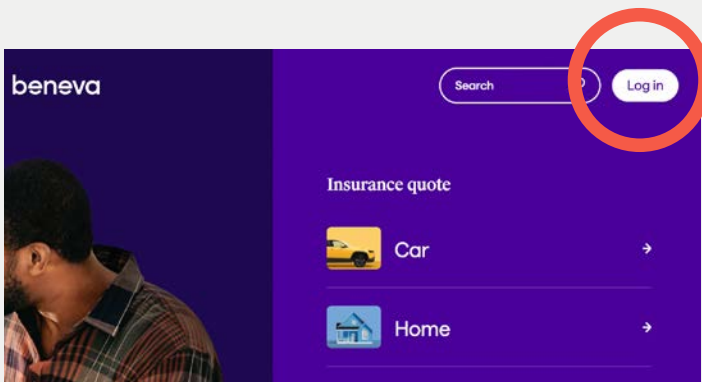
Create your Client Centre account



Head over to beneva.ca and log in to the Client Centre.

1. Click the **Log in** button at the top of the screen.

2. Select the portal for **Clients**.



beneva

You'll arrive on our **Log in** page. **Welcome!**

3. Select the **Create your account** button.

4. Enter your personal info and click **Next**.
*Your information must match the information you have listed with your employer.

5. Enter the email address you'll be using to log in to your account. And one more time, click **Next**.

You're nearly there! Just a couple more steps.

Check your inbox. We've just sent you a message to confirm your email address.

The email you just received includes a link to create your password.

6. Click the link.

7. Create your password. (Make it a strong one!)

8. Click **Next**.

Confirm your identity

9. Confirm the cell phone number indicated in your file.

Confirm your phone number

To access your file, you'll need the security code we send you by text message. Please confirm your phone number in the field below.

7** ***-***74

Security code verification

A 6-digit single-use code has been sent to xxx xxx xxxx.

10. Enter security code:

Security code verification

A 6-digit single-use code has been sent to 5** ***-**18

This code will expire after 15 minutes.

Enter security code:

[Send me a new code](#)

11. Provide your proof of insurance.

Select **I received a personal code by email** and enter the 8-character code.

Provide your proof of insurance

Select the statement corresponding to your situation.

I received a personal code by email

Need help finding your code?


I have my group insurance card

You can also choose **Skip this step**.

If so, you must provide proof of insurance.

If you decide to do this step later, you won't be able to see your insurance product in the Client Centre. You can, however, confirm your information later on your **My products** page.

My products



Group insurance

Action required

We need you to confirm some information on file before you can access your product.

Your account is created once your information is validated. The log in page will be displayed.

That's a wrap!

You've created your Client Centre account.

Log In

 Remember email address

[Forgot your password?](#)

Don't have an account yet?

The Client Centre makes it easy to stay on top of your insurance and investments 24/7.

You now have an account!

You can double up on security with two-step verification:

12. Enable this feature (or you can always do it later).
13. The next screen is the **My products** page.
14. Select your **group insurance plan**.

My products



Group Insurance

Make a claim

RÉSIDENCE SOREL-TRACY
203000-0030022132



Is anything missing?

We're currently working on this page's display. You may not see all the Beneva products in your Client Centre account that you own or need to enroll in. To view these, you must add them manually using the list below or the view request.

Savings and retirement (La Capitale)



High-Interest Savings Account



Investment funds



Request to display a product

This request allows you to see if your product can be manually linked to your account.

Start request