

Growth Profile (Dynamic)

As of May 31, 2026

Snapshot

Fund Manager	Maddock, Taylor, Fairbairn, Blight & Girard
Morningstar Rating	★★
Performance Start Date (PSD)	December 2, 2019
Risk Rating	Low to Medium
Sharpe Ratio (3-Year)	0.95%
Standard Deviation (3-Year)	10.25%
Reference Fund	DynamicEdge Growth Port Ser A
Total MER ¹ : 2.37%	TER ² : 0.11%
FER ³ (Total MER + TER): 2.48%	

Investment Strategy

The reference Fund seeks to achieve long-term capital growth by investing primarily in a diversified portfolio of equity and some fixed income mutual funds. The Fund follows a strategic asset allocation investment approach where the portfolio advisor considers each underlying fund's investment objectives and strategies, past performance and volatility, among other factors, in determining the suitability of underlying funds in meeting the investment objectives of the Fund. The Fund invests in mutual funds managed by the Manager, offering diversification by asset class, geographic region, investment style and market capitalization. Target asset mix is 80% equities and 20% fixed income. To ensure the Fund's composition meets the investment objectives of the Fund, the portfolio advisor monitors the underlying funds and rebalances the Fund's assets among the underlying funds. The portfolio advisor may in its sole discretion modify the target asset mix and change the allocation of the underlying funds.

Investment Account Total Fees

	75/100	75/100 Enhanced
FER	2.48%	2.48%
Guarantee Fees ⁴	0.00%	0.45%
Total Fees	2.48%	2.93%

Investment Account Codes (Prefix: BNV)

75/100 Guarantees No-Load (NL)	F1RBY
75/100 Guarantee AC3	F6RBY
75/100 Guarantee AC5	F5RBY
75/100 Enhanced Guarantees No-Load (NL)	P1RBY
75/100 Enhanced Guarantee AC3	P6RBY
75/100 Enhanced Guarantee ACC5	P5RBY
AC3, AC5 - Advisor Chargeback 3 years, 5 years	

Top Holdings: March 31, 2026

	Weight
Dynamic Global Equity Fund, Series O	19.00%
Dynamic Power Global Growth Class, Series O	12.80%
Dynamic Global Equity Income Fund, Series O	12.50%
Dynamic Global Dividend Fund, Series O	11.40%
Dynamic Dividend Fund, Series O	8.10%
Dynamic Power Canadian Growth Fund, Series O	6.70%
Dynamic Active U.S. Equity ETF	5.00%
Dynamic Value Fund of Canada, Series O	4.60%
Dynamic Total Return Bond Fund, Series O	4.20%
Dynamic Canadian Bond Fund, Series O	2.40%

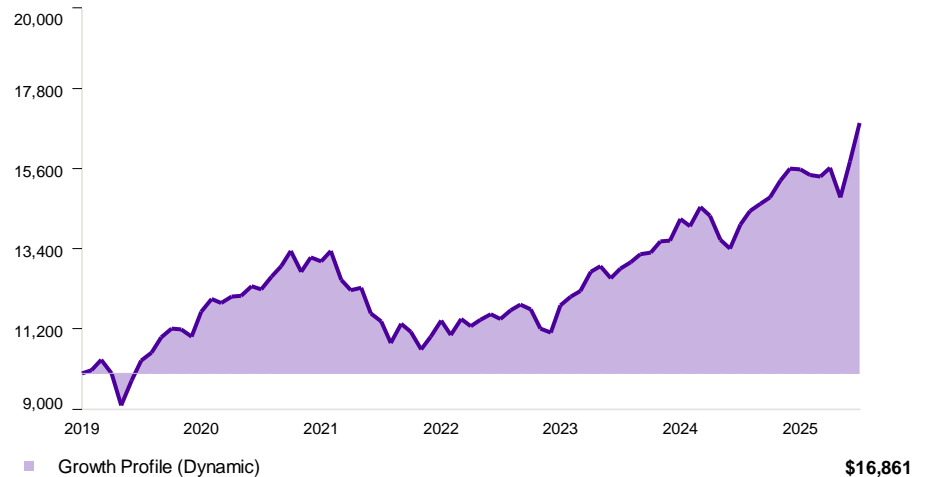
Guarantees Provided by Investment Accounts

- Maturity and death benefit guarantee***
- Deposit protection: The amounts invested in Beneva's investment products are covered by Assuris. Find out more details in the Assuris flyer.

Investment Growth of \$10,000 **

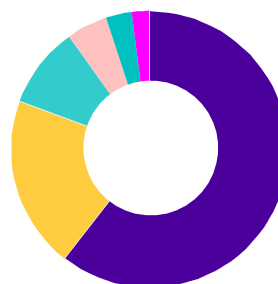
Time Period: December 1, 2019 to May 31, 2026

Currency: Canadian Dollar



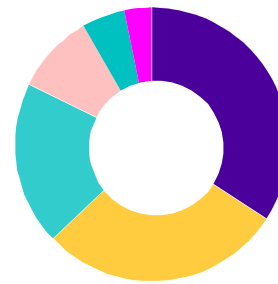
Allocations: March 31, 2026

Asset Allocation



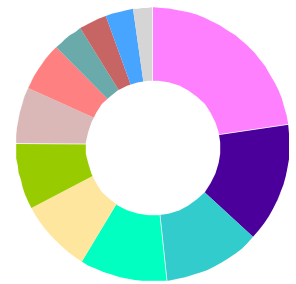
- 60.60% Foreign Equity
- 20.10% Canadian Equity
- 9.40% Cash & Equivalents
- 4.80% Corporate Bonds
- 3.00% Federal Bonds
- 2.10% Others

Equity Regional Exposure



- 34.20% U.S.
- 28.70% Canada
- 19.40% Other countries
- 9.40% Cash & Equivalents
- 5.10% United-Kingdom
- 3.20% Japan

Equity Sectors (GICS)



- 22.64% Information Technology
- 14.21% Financial Services
- 11.43% Industrials
- 10.43% Cash & Equivalents
- 8.55% Consumer Discretionary
- 7.88% Materials
- 6.66% Energy
- 5.77% Health Care
- 3.55% Communication Services
- 3.33% Real Estate
- 3.22% Consumer Staples
- 2.33% Utilities

Calendar Year Returns **

2025	2024	2023	2022	2021	2020			
9.92%	15.99%	9.46%	-17.26%	10.97%	19.49%	—	—	—

Compound Returns **

1 mo	3 mo	6 mo	YTD	1 yr	3 yr	5 yr	10 yr	PSD
6.55%	7.75%	8.12%	9.22%	19.65%	13.63%	6.49%	—	8.37%

1.Total MER: represents the total ratio of the management expense ratio of the reference fund and, if applicable, the fees charged to the investment account by the insurer. 2. TER: trading expense ratio of the reference fund. 3. fund expense ratio of the reference fund, including, where applicable, the fees charged by the insurer Guarantee fees: 4. Guarantee fees are paid through a redemption of units on a monthly basis. These fees are not guaranteed.

** This document demonstrates the Investment Account's performance in the case of an investor who chose the 75/100 guarantee, after the total FER has been deducted. Returns shown do not take into account sales, redemption, distribution or other optional charges that would have reduced returns. Past performance does not guarantee future results. Simple return for period of less than one year.

***Certain conditions apply.

Product Information

Type of contract	Registered contract (TFSA, RRSP, RRIF, LIRA and LIF)	
Age to subscribe	Minimum age: 18 for TFSAs Maximum age: 90 for 75/100 guarantee (71 for RRSPs and LIRAs), 72 for 75/100 Enhanced guarantee (71 for RRSPs and LIRAs)	
Age to make contributions	Maximum age: 90 for 75/100 guarantee (71 for RRSPs and LIRAs), 100 for 75/100 Enhanced guarantee (71 for RRSPs and LIRAs)	
Minimum investment	<ul style="list-style-type: none"> • \$400 per contribution • \$40 EFT draft under the pre-authorized purchase program 	
Maturity date	The maturity of the contract is on the 100th birthday of the annuitant and cannot be extended	
Death benefit or maturity guarantee	<p>Amounts invested are not guaranteed, except in the event of the contractholder's death or at the maturity of the contract.</p> <p>Death benefit guarantee In the event of the contractholder's death, Beneva guarantees the highest of the following amounts for all investment accounts held by the client: The market value of the accounts on the date of notification of death; or the sum of:</p> <ul style="list-style-type: none"> • 100% of the premiums invested in these accounts prior to age 75 for the 75/100 guarantee or age 80 for the 75/100 Enhanced guarantee, adjusted proportionately to any reduction in the market value of the premiums resulting from any previous withdrawal of a portion of these investments; • 75% of the premiums invested in these accounts from age 75, for the 75/100 guarantee or age 80 for the 75/100 Enhanced guarantee adjusted proportionately to any reduction in the market value of the premiums resulting from any previous withdrawal of a portion of these investments. <p>Maturity guarantee The insurer guarantees the highest of the following amounts for all investment accounts held by the client:</p> <ul style="list-style-type: none"> • The market value of these accounts; or • 75% of the premiums invested in these accounts, adjusted proportionately to any reduction in the market value of the premiums resulting from any previous withdrawal of a portion of these investments. 	
Resets of the death benefit guarantee	<p>75/100 guarantee: No resets allowed 75/100 Enhanced guarantee:</p> <ul style="list-style-type: none"> • The guaranteed value upon death is reset automatically once every year, on the anniversary date of the initial contribution. Resets continue to be made until the year the annuitant reaches age 80. A final reset is made on the date of the annuitant's 80th birthday. • This reset feature establishes the value guaranteed upon death at the total market value of all Investment Accounts held in the contract in force at the time of the reset, provided it exceeds the guaranteed value upon death in the contract. Therefore, the reset can only increase the guaranteed value upon death or have no effect. 	
Liquidity	<p>Redeemable at any time:</p> <ul style="list-style-type: none"> • \$100 minimum redemption • Eligible for withdrawal under the HBP 	
Sales options	Payable fees	Terms
No-load and Advisor chargeback (3 years or 5 years)	N/A	<ul style="list-style-type: none"> • When the client purchases units with the Advisor chargeback option, Beneva pays the advisor a commission. • An investment account may be transferred at no charge to another investment account: <ul style="list-style-type: none"> - Provided the same sale option is respected - Provided the minimum investment requirements are respected - Amounts transferred maintain their initial transaction dates

Details

Available for periodic purchase

- Benefit from dollar-cost averaging by taking advantage of fluctuations in the unit value
- Build up your RRSP contribution gradually without stretching your budget
- Preauthorized bank payment: Weekly, every two weeks or monthly
- Minimum annual investment of \$400 per investment account. However, if preauthorized payments are selected as the method of payment, funds can be deposited in more than one investment account.